



FILTER FROG™

Patented Mineral Spa Disinfectant

Operation Manual

Product Description:

FILTER FROG™ contains a patented mineral formula that destroys bacteria while neutralizing acids, which helps keep the pH in a safe range with less monitoring. Using FROG® Minerals with reduced levels of bromine or chlorine improves spa pleasure by reducing the irritations associated with bromine or chlorine including red stinging eyes, dry itchy skin, faded bathing suits, premature damage to spa equipment or surfaces and smelly odors. This product must never be used alone but always supplemented with a source of bromine or chlorine.

Replace FILTER FROG™ after 4 months or when draining and refilling spa with fresh water.

- Reduces bromine or chlorine use up to 50%*
- Eliminates daily dosing for less work

IMPROVES WATER QUALITY BY:

- Destroying bacteria for improved clarity
- Helping to maintain a neutral pH
- Reducing bromine or chlorine use for softer water

*Compared to the minimum ANSI recommended bromine or chlorine level of 2.0 ppm for a spa.

KEEP OUT OF REACH OF CHILDREN

CAUTION

Active Ingredient: Silver Chloride 0.5%
 Other Ingredients: 99.5%
 Total: 100.0%

Net WT.: 58 grams
 EPA Reg. No.: 53735-11
 EPA Est. No.: 071209-AZ-001

It is a violation of Federal Law to use this product in a manner inconsistent with its labeling.

Specifications

- Fits in most filters.
- Handles spas up to 600 gallons.
- Lasts 4 months.
- Easy to set reminder dial for product replacement.
- Use with bromine or chlorine.

Spa Start Up

- Always drain and refill spa at least every 4 months.
- Clean or replace filter cartridge when dirty (Follow manufacturers instructions).
- Balance water according to the chart.

WATER BALANCE GUIDELINES	
pH:	7.2-7.8
Total Alkalinity:	80-180 ppm
Calcium Hardness:	150-400
Total Dissolved Solids:	<1500
Free Chlorine (or Bromine)	1.0-2.0 ppm

Shock spa to establish a bromine or chlorine residual of 1.0-2.0 ppm with an EPA approved spa shock or by other means.

(Follow manufacturers directions.)

- Begin Regular Spa Care procedures on back page.
- *NOTE: Bromine or chlorine levels are lower only when used with FROG minerals.

Installing FILTER FROG™

1. Set reminder dial on FILTER FROG™ to 4 months from month of installation. Turn dial by hand or with a coin if needed.
2. Place FILTER FROG™ in one of the following locations in spa:

a) Majority of Spas - Insert FILTER FROG™ inside filter cartridge core (Diagram A).

Do not allow FILTER FROG™ to sit too low in the filter. If blocking water flow, install in filter well (Diagram B). If FILTER FROG™ is inside a standpipe, attach a string to the FROG® head handle for easy removal.

b) High Flow Spas - On skimmer filters with 2.5 HP or larger pump motors, place FILTER FROG™ in filter well outside the filter cartridge (Diagram B).

c) Small Cartridge or Other Spas - Place FILTER FROG™ in skimmer tray (Diagram C).

Regular Spa Care

- Ensure all spa equipment is working properly.



- Run filtration system a minimum of three hours per day.



- Regularly test water for pH, total alkalinity and bromine or chlorine levels.

- Maintain at least a 1.0 ppm bromine or chlorine level at all times.



KING TECHNOLOGY, Inc.

530 11th Avenue South • Hopkins, MN 55343
 800-222-0169 • FAX 952-933-2206 • www.kingtechnology.com



- Shock the spa once a week or as needed. Additional shocking may be required if the spa is under heavy use. This is often the case when the spa is new.

Set for 4 mos.



- The FILTER FROG™ must be replaced every 4 months. After four months of use or when draining and refilling the spa with fresh water, discard the FILTER FROG™ in trash even if, upon shaking, it appears there is spent media left inside. Once wetted the time released minerals are effective up to four months. Non-refillable container. Do not reuse or refill this container. Do not attempt to reuse the product once removed from the spa.

Covered by one or more of the following U.S. Patent Numbers: D411,282; D422,678; 6,217,892; 6,383,507; 6,551,609; 6,652,871 and other U.S. and Foreign Patents Pending
 20-48-0140 E041508553080943R4N

Diagram A

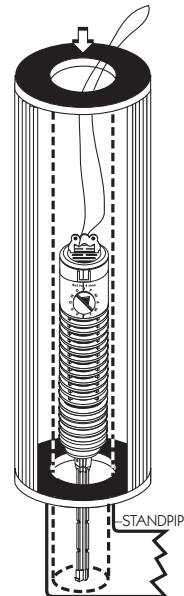

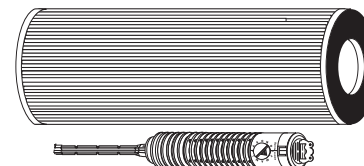


Diagram B -

High Flow Spas In Filter Well

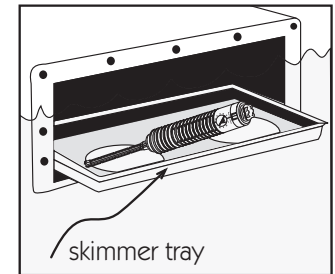


Vertical



Horizontal

Diagram C



skimmer tray

If unit is too tall, cut rod at hash marks to shorten.